

RoHS COMPATIBLE PRODUCT NUMBER
54121-XXXXXXXXLF

STANDARD PRODUCT NUMBER
54121-XXX-XX-XXXX

PLATING

- 1 = 0.76µm GOLD/GXT ON CONTACT AREA
2µm MIN MATTE TIN ON TAIL
OVER 1.27µm Ni MIN
- 8 = 0.38µm GOLD/GXT ON CONTACT AREA
2µm MIN MATTE TIN ON TAIL
OVER 1.27µm Ni MIN
- 4 = 2µm MIN MATTE TIN
OVER 1.27µm Ni MIN

INDICATES THE PRODUCT IS RoHS COMPATIBLE SEE NOTE 8

STACK HEIGHT NOTE 6

TOTAL NB OF POSITIONS 02 TO 36

PLATING

- 1 = 0.76µm GOLD/GXT ON CONTACT AREA
3.81µm TIN/LEAD ON TAIL
OVER 1.27µm Ni MIN
- 8 = 0.38µm GOLD/GXT ON CONTACT AREA
3.81µm TIN/LEAD ON TAIL
OVER 1.27µm Ni MIN
- 4 = TIN LEAD
OVER 1.27µm Ni MIN

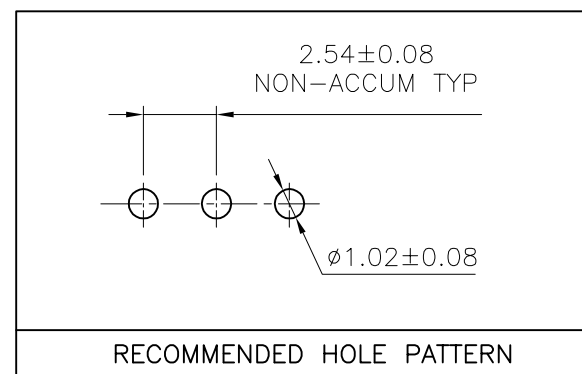
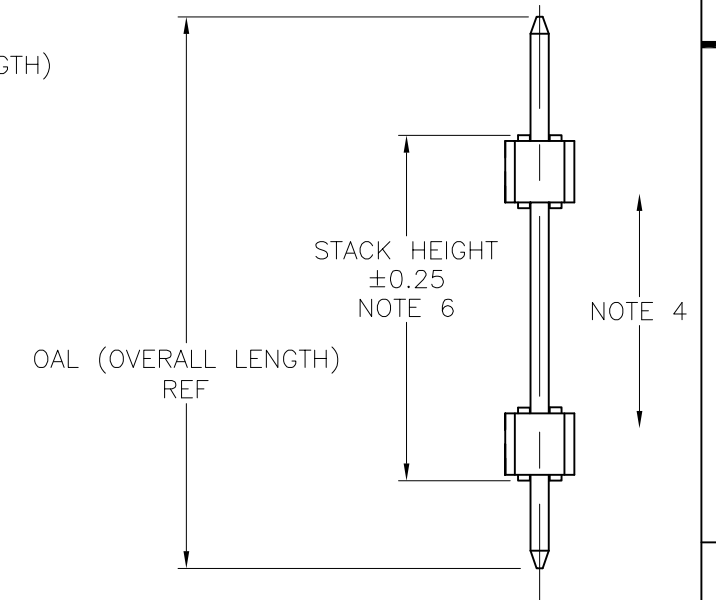
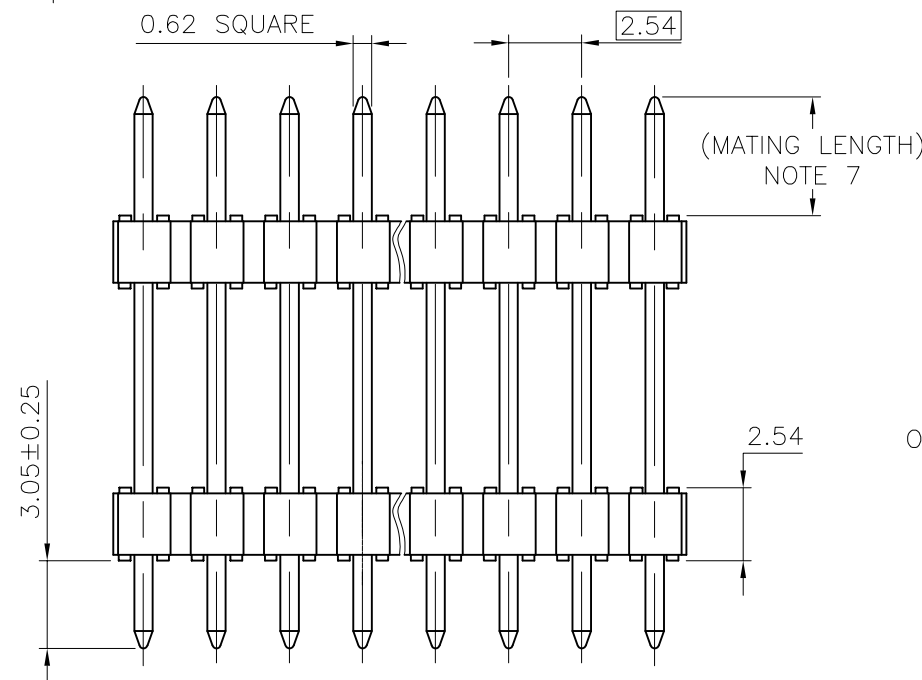
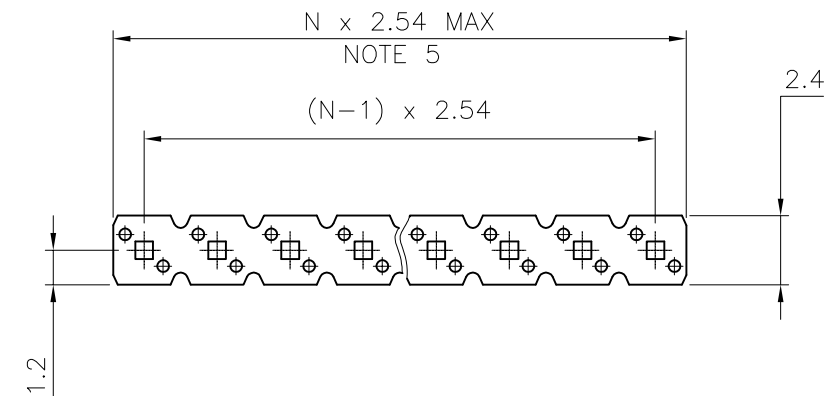
STACK HEIGHT NOTE 6

TOTAL NB OF POSITIONS 02 TO 36

NOTES:

1. HOUSING MAT'L : HIGH TEMPERATURE THERMOPLASTIC. UL94V-0 COLOR: BLACK
2. PIN MATERIAL : PHOSPHOR BRONZE
3. PRODUCT PACKAGED IN PLASTIC BOX
4. 9N MIN RETENTION IN EITHER DIRECTION
5. TO DETERMINE DIMENSIONS :
N = NUMBER OF POSITIONS PER ROW
EXAMPLE : 8 POS PER ROW, N x 2.54 = 20.32mm
6. XXXX = MILLIMETERS
SPECIFY MILLIMETERS
8mm MIN TO 25.0mm MAX AVAILABLE
IN 0.5mm INCREMENT
EXAMPLE FOR STACK HEIGHT: 1 2 5 0 = 12.5mm
7. MATING LENGTH = (OAL)-(3.05)-(STACK HEIGHT)
8. RoHS COMPATIBLE PRODUCT SPECIFICATIONS
 - a - PLATING:
 - "LF" MEANS THE PRODUCT IS LEAD-FREE, 2µm MINIMUM MATTE TIN OVER 1.27µm MINIMUM NICKEL UNDERPLATE.
 - b - MANUFACTURING PROCESS COMPATIBILITY
 - THE HOUSING WILL WITHSTAND EXPOSURE TO 260°C ±5°C SOLDER BATH TEMPERATURE FOR 5 SECONDS IN A WAVE SOLDER APPLICATION WITH A 1.6mm MIN THICK CIRCUIT BOARD.
 - c - LABELLING:
 - MEETS PACKAGING SPECS AS PER GS-14-920
 - d - THIS PRODUCT MEETS EUROPEAN UNION DIRECTIVES AND OTHER COUNTRY REGULATIONS AS DESCRIBED IN GS-22-008

PIN STYLE	OAL
01	12.2
02	13.5
03	15.9
04	16.76
05	17.65
06	18.91
07	20.96
08	23.5
09	26.04
10	28.58
11	31.12
12	33.66
13	34
14	26.42
15	16.56
16	36.2
18	28



mat'l. code		surface		tolerance		projection		product family	
SEE NOTES		ISO 1302		ISO 406 ISO 1101		mm		BERGSTIK	
ltr	ecn no	dr	date	tolerances unless otherwise specified		mm		title	
A	F10119	DLE	01.01.24	angles	x.x ±0.3	mm		UNSHR.HEADER	
B	F10305	JCO	01.05.03	linear	x.xx ±0.13	mm		STR SR TMT	
C	F03-0227	DLE	03.06.13		x.xxx ±0.05	scale 4:1		dwg no	
D	F04-0385	LMU	04.12.16	dr	D.LE	01.01.24		sheet 1 of 1	
E	F06-0196	LMU	06.06.13	enrg	JM.C	01.01.24		size	
F	F08-0148	RTR	08.03.31	chr	JM.C	01.01.24		A3	
				appd	JF.N	01.01.24		type	
sheet index		revision sheet						CUSTOMER Drawing	



Copyright FCI